


# Pilchuck Audubon Profile



DECEMBER 1982

VOLUME XI NUMBER 4

## PILCHUCK AUDUBON ACTIVITIES

### DECEMBER 11th, SATURDAY

Leader: Jan Richards, 334-2781. Meet at 9:00 a.m. in the lower parking lot on the east side of Everett Community College, approximately 1000 Hwy. 99 N. You may meet up with a great blue heron, bald eagle, or even a snowy owl on this half day trip. Waterfowl and shorebirds should be in abundance. Bring binoculars or spotting scope and dress warm.

### FIELD TRIP: EVERETT SEWAGE LAGOON

### DECEMBER 19th, SUNDAY

Contact: Sally van Niel, 778-7568. Meet at 7:00 a.m. at the bank building at Smokey Point, exit 206 off I-5. Bring a lunch, binoculars, and warm clothing. A potluck will follow at Annie and Curt Howard's at 5 p.m. See article on page 2 for more information.

### ANNUAL CHRISTMAS BIRD COUNT

### JANUARY 8th, SATURDAY

Leader: Sally van Niel, 778-7568. Meet at 9:00 a.m. at the bank building at Smokey Point, exit 206 off I-5. This is our annual bald eagle count sponsored by the National Wildlife Federation. Our report is given to the Washington Department of Game who compiles the data for the state. This in turn is put into a national report. Bring a sack lunch, binoculars, and warm clothing.

### ANNUAL BALD EAGLE SURVEY

### JANUARY 15th, SATURDAY

Leader: Steve Loerch, 659-6901. Meet at 10:30 a.m. at the bank building at Smokey Point, exit 206 off I-5. We will drive to several spots on Camano Island for a half day of bird watching, followed by a potluck dinner at the home of Kay and Dave Thoreson. After dinner, we will see slides from some of the Thoreson's trips and the National Wildlife Federation's slide program "We Care About Eagles." Bring a warm coat, sack lunch, binoculars, and something for the potluck. Hope to see you there!

### FIELD TRIP/POTLUCK: CAMANO ISLAND

### JANUARY 21st, FRIDAY

### MONTHLY PROGRAM MEETING

### JANUARY 29th, SATURDAY

### FIELD TRIP: MARBLEMOUNT

### JANUARY 31st, MONDAY

### MONTHLY BOARD MEETING

### FEBRUARY 5th, SATURDAY

Special bus tour with Extension Naturalist John Munn. See page 4 for more information.

### FIELD TRIP: N.W. TREK/OAK CREEK

### FEBRUARY 12th, SATURDAY

### FIELD TRIP: WILDLIFE SANCTUARY (P. DYE)

### FEBRUARY 18th, FRIDAY

### MONTHLY PROGRAM MEETING

### FEBRUARY 26th, SATURDAY

### FIELD TRIP: SKAGIT WILDLIFE AREA

PRESIDENT'S CORNER

HO! HO! HO! and a Happy Holiday Season to all of you. May it bring much happiness and joy to your lives and further chances of peace to the world.

With the elections behind us things may look a little more hopeful for our environmental concerns. Certainly, some gains were made but how many we will have to wait and see. As you think of the holidays give the chapter a gift of your rededication to the Audubon Cause. You can start by joining us on December 19th for our Christmas Bird count. This is a great way to have fun as well as contribute to the scientific base of knowledge about our area. See below for details. Let's break 100 species this year!

Do you have a few friends to remember in some way? Why not give them a National Audubon membership, or a gift subscription to the Profile? Then invite your friends to join YOU on one of our field trips or at one of our regular meetings after the new year starts.

The resignation of Joan Lucas as Publicity Chairman has been accepted. We appreciate the job Joan has done getting us press coverage and media exposure for our activities during the past four years.

Best wishes to all of you.

Jan van Niel

CHRISTMAS BIRD COUNT, SUNDAY DEC. 19

Last year we saw 98 species and had 17 observers. Let's see if we can get more participants and find 100 species of birds. Some birds that were new last year were Arctic Loon, European Widgeon, Golden Eagle, Western Flycatcher, Townsend's Solitaire, Bohemian Waxwing, and Yellow-rumped warbler. Will we see them again?

Everyone is welcome! For those of you who aren't too familiar with the birds, you can help by counting and keeping tally. It would help if we had some idea who is tentatively planning on coming so we can assign leaders and people to specific areas. We also need people counting at feeders at home. Call Sally van Niel, 778-7568. Come, even if you haven't called. Meet at 7:00 a.m. at the bank building at Smokey Point exit 206 off I-5. Be sure to be warmly dressed and bring a lunch.

We are charged \$2.00 per participant to help defray the cost of compiling the report and publishing the July issue of American Birds which contains the compilation of bird counts. Any donations would be appreciated.

The potluck will be at Bonnie and Curt Howard's new home. Bring a dish to share, your own table setting, and sunshine. We will meet at 5:00 p.m.

DIRECTIONS TO POTLUCK: Take the Smokey Point exit 206 off I-5. Drive west 2.3 miles through Lakewood to the stop sign. Turn right onto 175th St. (Lakewood/Warmbeach Rd.). Follow this road for 3.8 miles to the Y sign and stay left. Continue 0.6 miles. Watch for a white flag on a green mailbox on the left (the driveway is on the right, you cannot see the house from the road). Parking is extremely limited; please carpool. If you get lost, call 652-9619.

COSTA RICA ECOLOGY WORKSHOP TOUR

Seattle Audubon is sponsoring a workshop tour to Costa Rica to three field stations of the Organization of Tropical Studies. The tour leaves May 1st and returns May 16th. All expenses, with the exception of a few hotel meals, are included in the package at \$1975. A \$100 reservation deposit is required, non-refundable. Reservations are limited to 15 persons. For further information write Seattle Audubon Society, 619 Joshua Green Building, Seattle, WA 98101 Phone (206) 622-6695.

\*\*\*\*\*  
\*  
\* ARTWORK NEEDED \*  
\*  
\* The needed artwork for our member- \*  
\* ship promotions should be suitable for \*  
\* black and white or one-color reproduc- \*  
\* tion. The material can be approximate- \*  
\* ly 8 by 10 or any part thereof, prefer- \*  
\* ably a panel 8 by 3.5, 8 by 5, or 8 by \*  
\* 7, vertical or horizontal design, or \*  
\* as fillers to be intergrated with \*  
\* narrative. \*  
\* The artists submitting the winning \*  
\* selections chosen by the board will be \*  
\* given a choice of either "Familiar \*  
\* Birds of the Northwest" published by \*  
\* Portland Audubon Society or "Birding \*  
\* in Seattle and King County" by Eugene \*  
\* Hunn (published by Seattle Audubon \*  
\* Society). \*  
\* Entries must be in by February 15, \*  
\* 1983. Mail to PAS, Attention: Marge \*  
\* Wiltfong, P.O. Box 1618, Everett, WA \*  
\* 98206. Any questions? Call Marge, \*  
\* 353-1847. \*  
\*  
\*\*\*\*\*

**EXPLORING  
MARBLEMOUNT EAGLE SANCTUARY**

By Steve Loerch

The banks of the Skagit River between Concrete and Marblemount are probably the most rewarding and easiest area to see the majestic bald eagle. More than 100 eagles winter near the Marblemount Eagle Sanctuary managed by the Nature Conservancy and the Department of Game. The largest concentration of eagles in the 48 states time their arrival to match the salmon runs, arriving around mid-December and staying through February.

The endangered bird's main food supply is the spawned out salmon carcasses along the river. This is what attracts the eagles to winter here. Although a capable hunter, the eagles prefer the carcasses because they provide a good caloric return for a fairly small energy expenditure. A good winter food source is necessary to build fat supplies and strength for the courtship and breeding season. As long as this vital supply of food remains and the eagles are not disturbed they will continue to winter here.

On rainy days, you can expect to see the eagles perched in the trees along the river bank. On sunny days, they are harder to see but more exciting as they soar overhead. On cold, clear days, you will also be rewarded by breathtaking views of the North Cascades.

The eagles can often be spotted with your bare eyes, but a pair of binoculars or a spotting scope will increase your enjoyment. Photographers will need a long lense, 200 mm or longer. A high speed film and a tripod will also help increase the sharpness of your pictures on the dark, rainy days of winter.


To get to this sanctuary, take I-5 to the North Cascades Highway (State Route 20), exit at Burlington and head east. Starting at Concrete, stop at the turn outs along the road and scan the trees and the river banks for eagles. The nine mile stretch between Concrete and Marblemount is the best place to view the eagles. Try to stay in the car whenever possible as your car makes a good blind. Human disturbance is the fastest way to drive away these birds.

There are several good places to stop, stretch, and have a picnic. One is Steelhead Park in Rockport. It is right by the river, has picnic tables, restrooms, and parking. Eagles are often seen here in the trees or across the river.

An early morning start will increase your chances of seeing the birds feeding along the river. Stay in the turn outs along the road and DO NOT approach feeding eagles.

Once disturbed the eagle will not return to continue feeding that day. During the afternoon, they are more inclined to view the wandering river from the trees.

For a change of scenery on the way home, head south at Rockport to Darrington. This will take you through the scenic Sauk and Stillaguamish River valleys.



**Frogs don't freeze** in freezing weather because they synthesize alcoholic antifreeze in their body fluids with the onset of winter temperatures. William Schmid, a zoologist at the University of Minnesota, found three species that produce glycerol, which enables them to hibernate beneath leaves in very cold weather. Oregon Wildlife, August 1982

**1982-83 PAS BOARD**

PRESIDENT	Jan van Niel	778-7568
V. PRESIDENT	Curt Howard	652-9619
SECRETARY	Joyce Kelley	568-5974
TREASURER	Gerald McKnight	337-4777
CONSERVATION	Sally van Niel	778-7568
MEMBERSHIP	Marge Wiltfong	353-1847
EDUCATION	Eileen Loerch	659-6901
NEWSLETTER	Marianne McKnight	337-4777
FINANCE	Susie Schaefer	771-8165
FIELD TRIPS	Steve Loerch	659-6901

**TELEPHONE TREE**

The Conservation Committee is establishing a telephone tree for the next legislative session. You will be notified of pending legislation and given a description of the legislation and its effects. You will then be asked to call the legislative hotline or write letters. If you want to be notified, call Sally van Niel, 778-7568 or drop a card to PAS, P. O. Box 1618, Everett, WA 98206.

## N.W. TREK AND OAK CREEK BUS TRIP

Northwest Trek, east of Tacoma is a unique wildlife park. Oak Creek Feeding Station near Naches is where hundreds of elk gather each winter to munch on alfalfa spread out for them.

Extension Naturalist and photographer John Munn will lead a bus tour to both places on Saturday, February 5th.

A 5.5 mile tram tour through Northwest Trek reveals 600 acres of free roaming bison, caribou, bighorn sheep, mountain goats, deer, moose and elk. Many species of birds may be seen from the tram and nature trails. The Snowy Owls, Golden and Bald Eagles (rehabilitated residents) perching near the entrance allow close up viewing of these birds. There will be time for photographs so bring your camera!

The tour will continue on over White Pass to the Oak Creek Feeding station. The bull elk have their antlers until about March, so this is a great time to see and photograph the elk.

The fee is \$20.00 per person (includes admission to N.W. Trek). Make checks payable to "Elk Tour" and send to John Munn, 3001 Rockefeller, Everett, WA 98201, before January 1st. Pilchuck Audubon members will receive a price break until then.

We will meet at 8:00 a.m. at Forest Park in Everett. Bring enough lunch for 2 meals, warm clothes, camera, and binoculars. Call Steve Loerch, 659-6901, for additional information.

## EDUCATIONAL PROGRAMS

Pilchuck Audubon Society is presenting the National Wildlife Federation slide show, "We Care About Eagles" on Wednesday, December 15th at 7:30 p.m. at the Marysville Library, 4822 - 72nd St. NE. The slide show will highlight the behavior of our native bald and golden eagles, as well as several other eagles found throughout the world. Following the slide show, there will be a short talk on where to see eagles in our area.

Beginning Wednesday, January 26th, from 7:30 to 9:00 p.m., Pilchuck Audubon and Everett Community Schools will offer a program on Eagles and Western Washington birds. The first week will be the award winning film, "The Last Stronghold of the Eagles," which details the life cycle of the bald eagle. The three following weeks will be instruction in the identification of local waterfowl, songbirds, and hawks. An optional field trip will be offered.

The Seattle Aquarium is having a six week lecture series, "Northwest Perspectives, The Life and Times of Puget Sound", starting Tuesday, January 25th from 7:00 to 9:00 p.m. Cost is \$2.00 per night.

Speakers will include Helen Engle; National Audubon Society Board Member; Dr. Gene Kozloff, Maine Biologist; Tony Angell, Environmental Educator; Murray Morgan, Historian; Joseph Scaylea, Photographer; and Harriet Bullitt, Publisher of Pacific Northwest Magazine.

Further information will appear in January's Profile or call Kathy Sider, 625-5040, at the Seattle Aquarium.

## BIRD FEEDER AND HOUSE DESIGNS

A new book, tentatively titled The Audubon Society Handbook for Attracting Birds, will include innovative homemade designs for bird feeders, houses and baths. The author, Stephen W. Kress, is looking for improvements to standard models of feeders and houses and original designs for any homemade bird attracting creations.


Novel approaches to repelling squirrels, cats and nuisance birds are also welcome. In addition to the handbook, some of the submitted material may be selected for articles in the Cornell Laboratory of Ornithology's new magazine, The Living Bird Quarterly. The designers of selected plans will be acknowledged in the book and articles.

Mail detailed plans with measurements (and photographs if available) to Dr. Stephen W. Kress, Cornell Laboratory of Ornithology, 159 Sapsucker Woods Road, Ithaca, NY 14850.

The PROTECTION ISLAND APPROPRIATIONS BILL has been introduced into the House of Representatives by Norm Dicks. The 4 million dollar appropriation bill must be passed by both bodies of congress before the process of purchasing private holdings on the island can begin. Please write Senator Jackson and Senator Gorton and encourage them to introduce an appropriation bill in the Senate. (Address: Senate Office Building, Washington, D. C. 20510)

**FROM THE EDITOR:** Newsletter material (articles, artwork, book reports, etc.) from PAS members describing any activity of interest to your fellow members is most welcome. Please print or type if possible. The newsletter committee will edit the final copy. Have dictionary, will spell!

Sorry the Profile is a little late this month, but Thanksgiving interrupted the schedule.



# Kid's Corner

## FIND-A-BIRD

B L U E B I R D R Z A E H N I  
 Y R W G H C D O D F N O R E H  
 M U O F R A B R E J U A B R M  
 K D O W X I I H L S Q T E R N  
 H D D L N B P X E G O E Z O Y  
 C Y P M W C U W L D D O W L A  
 N D E O Q V R K A L L U G L J  
 I U C B R E D E L G A E C R S  
 F C K P N J H I E D I P P E R  
 E K E G T E K P Q P E F N L E  
 S D R A L L A M X J E S O B L  
 U I H F L L I B S S O R C R L  
 O J F L Y C A T C H E R M A E  
 H U M M I N G B I R D Y K W T  
 B R E A W O R R A P S G N O S



### THE EDGE AND THE HERON

When different habitats overlap, such as grasslands and forests, an edge effect is created. This brings together a greater variety of plants, animals and birds.

One bird that uses the edge effect to its advantage is the Great Blue Heron. Herons like to build their nests in tall trees that edge marshes or other areas of water. Around the Puget Sound area, the extra diversity of the edge effect greatly improves the heron's chances of survival, especially the young birds.


The next time you're out enjoying the scenery, look around at the other edge communities and the ways birds use them.

BLUEBIRD  
 BROWN CREEPER  
 BUFFLEHEAD  
 COWBIRD  
 CROSSBILL  
 DIPPER  
 EAGLE  
 FLYCATCHER

GOOSE  
 GULL  
 HERON  
 HOUSE FINCH  
 HOUSE WREN  
 HUMMINGBIRD  
 KILLDEER  
 MALLARD

OWL  
 ROBIN  
 RUDDY DUCK  
 SONG SPARROW  
 STELLER'S JAY  
 TERN  
 WARBLER  
 WOODPECKER

The above names of birds are hidden in a straight line in the diagram. They may be read up, down, forward, backwards, or diagonally. Some names will overlap.



- Oct. 15 Two **RED-NECKED GREBES**, an **AMERICAN WIGEON** and a **HORNED GREBE** were seen at Southpoint near Hood Canal. (Steve Howard)
- Oct. 16 An immature **OSPREY** was seen flying over the Wenatchee River on the Stevens Pass Highway. (Terri Spencer, Steve Howard)
- Oct. 18 Two **WOOD DUCKS** in full regalia were swimming in a pond on the Burn Road near Granite Falls. (Steve Howard)
- Oct. 19 A **BARN OWL** was hunting at nightfall at the Kimar Farm, 139th SE, Snohomish. (Jan Richards)
- Oct. 24 A **MERLIN** was heard making it's bik-bik-bik noise and seen high atop some fir trees in the Dubuque area. (Jan Richards)
- Oct. 26 Initially six **WHISTLING SWANS** were spotted at the Stan Faber Farm (Dairy Family of the Year) 1.2 miles E. of Island Crossing on Highway 530. There are now approximately three dozen of them gleaning the corn fields. (Fred Bird)
- Oct. 30 Hundreds of **BUFFLEHEAD**, **DUNLIN**, and **BLACK-BELLIED PLOVERS** were observed at Dungeness Spit. Also a flock of **GREEN-WINGED TEAL**, **HORNED** and **EARED GREBES**, and a **WHIMBREL**. (TS,SH)
- Oct. 30 The field trip to Washington Park and March Point was very successful with 62 species of birds being seen. Highlights were **BARROW'S GOLDENEYE**, **OLDSQUAWS**, **HARLEQUIN DUCKS**, a **TURKEY VULTURE**, **BLACK OYSTERCATCHERS**, **YELLOW-RUMPED WARBLERS**, and **RED CROSSBILLS**. Near March Point 30-40 **HARBOR SEALS** were loafing on a log raft.
- Oct. 31 A **TRUMPETER SWAN** was seen five miles north of Monroe. (Noah Carraher)
- Nov. 5 A **GREAT BLUE HERON** with a broken leg was rescued and taken to a veterinarian by Noah Carraher and family.
- Nov. 7 Among the 40 species of birds seen by the 13 people on the Montlake Fill/Foster Island field trip were **WESTERN**, **HORNED**, and **PIED-BILLED GREBES**; **CANADA GEESE**; two **MUTE SWANS**; **GREAT BLUE HERON**; **HERRING**, **THAYER'S**, **MEW**, **GLAUCOUS-WINGED**, and **RING-BILLED GULLS**; **PINTAIL**; **AMERICAN WIDGEON**; **GREEN-WINGED TEAL**; **NORTHERN SHOVELER**; **DOUBLE-CRESTED CORMORANT**; **GADWALL**; **HOODED MERGANSER**; **COMMON FLICKER**; a **MERLIN**; a **SHARP-**

- SHINNED** and an immature **RED-TAILED HAWK**; and a **RING-NECKED PHEASANT**.
- Nov. 9 A large flock (30-40) **PINE SISKINS** were in the Dubuque area. (Jan Richards)
- Nov. 15 A male **RUFFED GROUSE** on 183rd Ave. SE in the Dubuque area displayed an charged the car while being observed. (Jan Richards)
- Nov. 20 A **MOCKINGBIRD**, rare winter visitor to Washington, was spotted west of Silvana in the Stillaguamish valley. (Fred Bird)
- Nov. 20 Also 44 **WHISTLING SWANS** were counted at the Faber Farm. (FB)

**Please report sightings to:**

Terri Spencer/Steve Howard 652-6481  
 Fred Bird (Arlington Times) 435-5757  
 Jan Richards 334-2781  
 Seattle Audubon Hotline 1-642-2854

**Or send your sightings to:**

Terri Spencer/Steve Howard  
 2431 SR 530  
 Arlington, WA. 98223

**GIFTS FOR YOU OR YOURS!**

Pilchuck Audubon Society is offering for sale the following plants (retained from our Fair) which were planted and have now, in many cases, doubled in size. Our prices are low, because you dig your own. Contact Curt Howard, 7207 Lakewood Road, Stanwood, WA 98292, or call 652-9619. See **DIRECTIONS TO POTLUCK**, page 2, for driving directions.

Wergela (prolific ruby red flowers)	\$2.50
Penstemon (large red flowers)	\$1.75
Blue Aster (great performer)	
Lilac (color unknown)	\$1.00
"Purple Leaf Privet"	
Myrtle like plants	\$1.00
3 foot shrub, semi-evergreen/purple hibiscus like flowers, still in bloom after several 24 degree nights	\$5.00
Coral Bells (graceful, nodding coral flowers)	\$1.00
Bergenia (native of Himalayas, large leaves, rose flowers)	\$1.00
Geum (evergreen with fern like foilage and bright yellow flowers)	\$1.00
Azaleas All very special!	each \$1.00
Hi-Gasai	White Rosebud
Rosa Flora	Pink Rosebud

**PILCHUCK AUDUBON'S BLUEBIRD NEST BOX** on the Yakima Audubon Bluebird Trail located in the Wenas-Umptanum area fledged five house wrens from five eggs laid.

# STATUS OF TRUMPETER SWANS

By Sally van Niel

Last year the trumpeter swans surprised many people because they didn't return to their usual wintering areas, but spread out to new areas. For example, they rarely used Barney Lake, at one time the most popular wintering area. No one knows the reason but several suggestions have been offered.

1) The water was too high and they could not reach their food.

2) They had been scared off too many times and refused to come back to the same area.

3) Development is getting too close.

The Game Department has been negotiating for some property on Barney Lake. They plan to construct a viewing blind for people to see and photograph the swans. Before they build the blind, the department wants to be sure the swans will utilize the lake.

This year, studies will be conducted to see if there is a correlation between the water level of the lake and swan usage. If there is a correlation, they may be able to predict swan usage in the future.

## COLLARED TRUMPETER SWANS

During September 1982, 20 hatching year trumpeter swans were marked with blue neck collars bearing white numeric/numeric/alpha/alpha codes (e.g., 41EA). These birds were collared on the Minto Flats in the Tanana River Valley near Fairbanks, Alaska. Collars are read from bottom to top.

Observations of blue-collared trumpeter swans and collar codes should be reported to Rod King, U.S. Fish and Wildlife Service, 1412 Airport Way, Fairbanks, Alaska 99701,

and the Bird Banding Laboratory, Migratory Bird Population Station, Laurel, Maryland 20810.

At Malheur National Wildlife Refuge, the U.S. Fish and Wildlife Service since 1980 has placed green plastic neck collars on trumpeter swans breeding at Malheur NWR. The collars are bright green with two white numerals (01-35) followed by two white letters AA (ie 01AA). The collar is read from the head down the neck toward the body. Also each swan has a tall #9C metal U.S. FWS band on the leg. In 1982 fifteen trumpeter swans were neck collared (21-35) and dyed pink. The pink is on the back, neck, and wing feathers.

Send any observations of marked swans (with collar number if possible) to Malheur NWR, P.O. Box 113, Burns, OR 97720 or call (503) 493-2323.

## BIRDING TRIP FOR ONE OR TWO PEOPLE

An extra driver is needed for a one to two month birding trip through Southern California, Arizona, New Mexico and Texas. It will begin in early December 1982 ending in January.

Requirements will be a driver's license and your own health and accident insurance to cover your trip. You supply your own food and personal items. The trip will be by camper-pickup truck so a stove and bed will be available. You will not have to supply gas or repairs. This is a field birding trip so expect to rough it. Some field birding experience is necessary. Send a resume to Bob Hamblin, P. O. Box 9, Mt. Vernon, WA 98273.

M 12

Please enroll me as a member of Pilchuck Audubon Society and National Audubon Society. I will receive the Pilchuck Audubon "PROFILE" and "AUDUBON" magazine for one year.

NAME \_\_\_\_\_ PHONE \_\_\_\_\_

ADDRESS \_\_\_\_\_

CITY \_\_\_\_\_ STATE \_\_\_\_\_ ZIP CODE \_\_\_\_\_

For additional information contact Marge Wiltfong at 353-1847.

- |                                     |          |  |           |
|-------------------------------------|----------|--|-----------|
| <input type="checkbox"/> INDIVIDUAL | \$25.00  | <input type="checkbox"/> SENIOR CITIZEN INDIVIDUAL | \$17.00   |
| <input type="checkbox"/> FAMILY     | \$32.00  | <input type="checkbox"/> SENIOR CITIZEN FAMILY     | \$19.00   |
| <input type="checkbox"/> SUSTAINING | \$50.00  | <input type="checkbox"/> STUDENT                   | \$15.00   |
| <input type="checkbox"/> SUPPORTING | \$100.00 | <input type="checkbox"/> CONTRIBUTING              | \$250.00  |
| <input type="checkbox"/> DONOR      | \$500.00 | <input type="checkbox"/> LIFE                      | \$1500.00 |

Check type of membership desired. Make your check payable to National Audubon Society and mail to Pilchuck Audubon Society, PO Box 1618, Everett, WA 98206.

"PROFILE" SUBSCRIPTION (Please make checks payable to Pilchuck Audubon Society) \$5.00

# WINTER PROJECT: WOOD DUCK BOXES

By Steve Loerch

Last month's article explained that wood ducks normally nest in tree cavities. However, they will readily accept a man-made box in which to raise their young. The nest boxes can easily be made from scrap materials that may be lying around the garage or shop.

Pilchuck Audubon needs volunteers to build nest boxes. We will put them up in suitable habitat, maintain and monitor them.

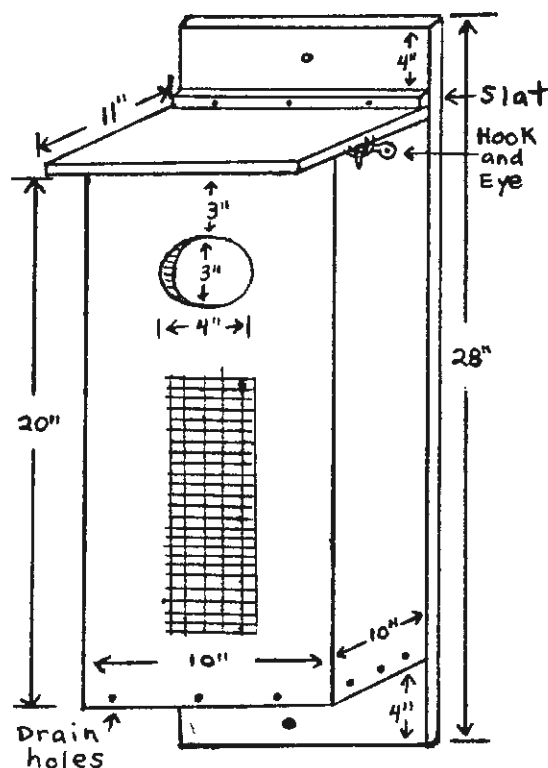
The nesting box is usually constructed of rough cut (unplaned) lumber, preferably cedar or redwood. If finished lumber is used, roughen the area below the opening on the inside of the box. Fastening a piece of 1/4 inch wire mesh below the entrance on the inside is even better. This is important because the baby ducks have to climb out of the box within a day or two of hatching and jump to the ground.

There are several other points to note about the construction of the box. The nest box should be tightly constructed to prevent light from leaking through cracks and knot-holes. Two mounting holes are drilled in the back of the box two inches from the top and bottom and centered.

The entrance hole should be in the front of the box. The three inch high and four inch long entrance hole is placed so the top of the hole is three inches from the top of the box. The size and location of the hole are important because it prevents racoons from entering the box and stealing the eggs.

The lid should overlap the front of the box and close with hook and eye. This will allow for yearly cleaning of the box. The slat across the back of the box should be at least 1/2 inch square. This will hold the lid down. The drain holes across the bottom will allow any rain water to escape. Before installing the box, spread 3 to 4 inches of wood shavings across the bottom of the box.

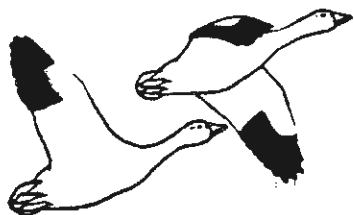
If you can build a nesting box, donate materials, or need more information on building or installing nest boxes for the beautiful wood duck, call Steve Loerch, 659-6901.



\*\*\*\*\* DECEMBER 20TH IS DEADLINE FOR JANUARY NEWSLETTER \*\*\*\*\*

## Pilchuck Audubon Society

P.O. Box 1618, Everett, Washington 98206



Non-Profit Organization  
U.S. Postage Paid  
Marysville, WA 98270  
Permit #66

ADDRESS CORRECTION REQUESTED